
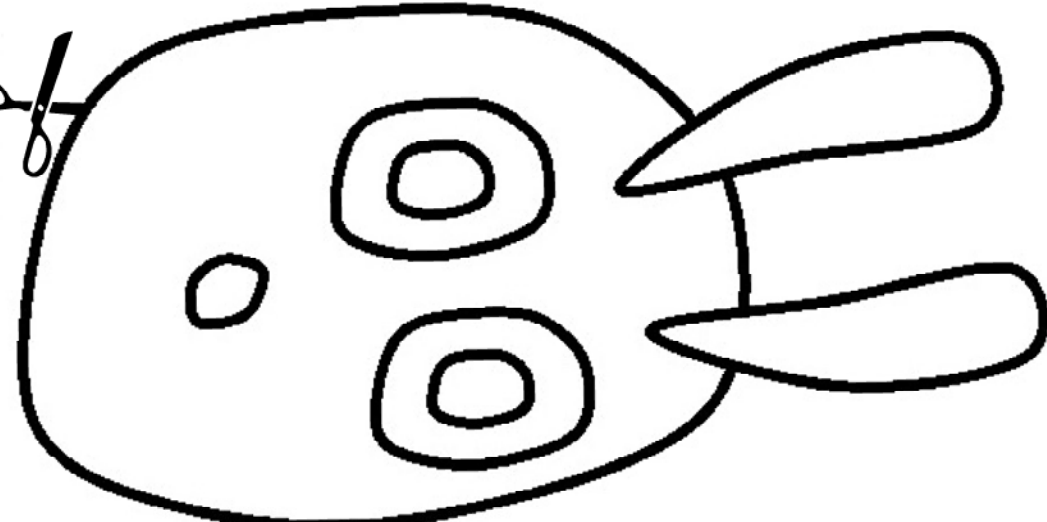



THE VERY HUNGRY CATERPILLER PAPER BAG PUPPET



1. CUT OUT FACE AND BODY
2. PASTE FACE ON FLAP OF BAG.
3. PASTE BOTTOM HALF AT BOTTOM OF BAG.
4. CUT AND FOOD AND PASTE IN MIDDLE SECTION.



Franklin Haynes Marionette's
 Specializing In Children's Parties!
 Booking Info: (800) 687-5193 • Workshop (909) 319-2860
 E-mail: franklinr@haynesmarionettes.com
 Web Site: www.puppetstowns.com

